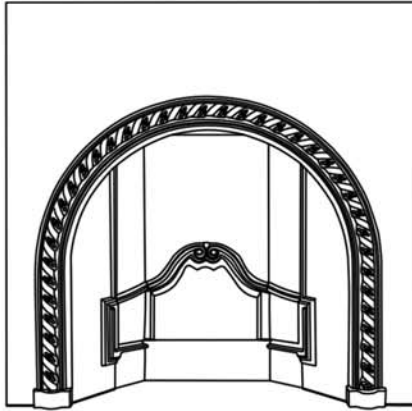


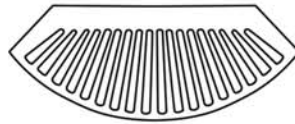


# The Westminster Insert


## Contents



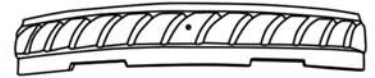
Fireplace Fascia



Grate



Bars



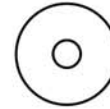
Ashpan Cover



1x M6 Bolt



Ashpan Handle



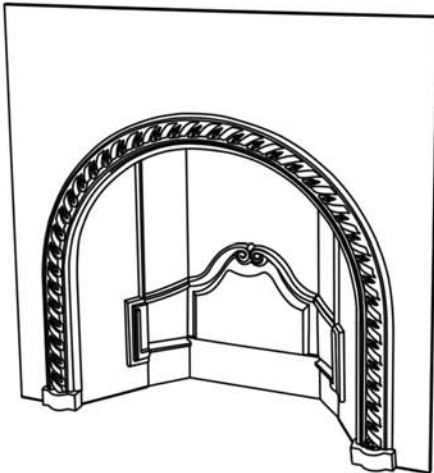
1x M6 Washer



1x M6 Nut

Please note, a 10mm spanner is required to assemble this fireplace.


### 1 GAS USAGE



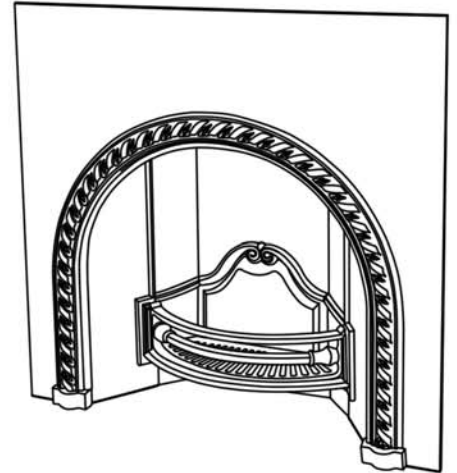
Slide the Grate into the groves of the Fireplace Fascia.

THIS STEP IS NOT REQUIRED FOR GAS USAGE.

### SOLID FUEL USAGE



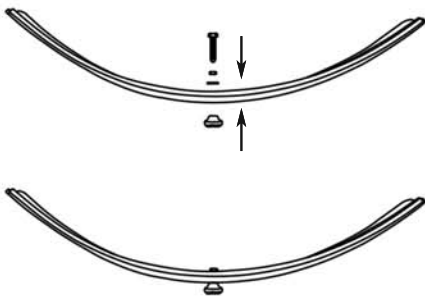
### 2



Slide the Bars into the groves of the Fireplace Fascia.

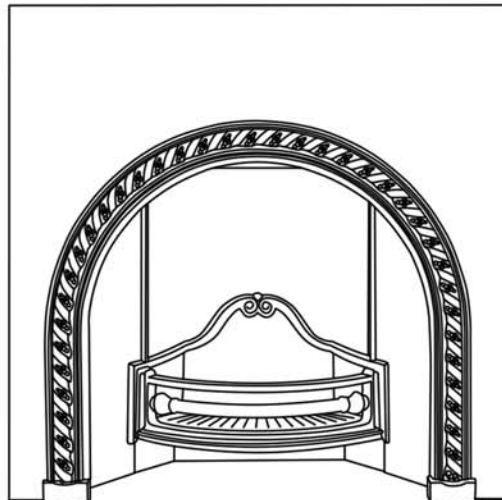
No Grate Required for Gas Usage.

### 3



Attach the Ashpan Handle to the Ashpan using an M6 Washer, M6 Nut and M6 Bolt.

### 4



To complete, place Ashpan Cover below Grate and Bars on the front of the Fireplace.

